

August 23, 2020

Lesson 12 At home Ideas

Here are some fun activities to do with your children at home to go with our lesson! Depending on your child's age, you may have to offer more help to complete the activity.

Craft: Things to Share

Supplies: paper, glue, magazines.

Abigail knew how important it was to get along with each other. She shared a feast with David and his men. Have your child look through magazines to find things that they think they can share with their family and friends. Then they can glue them to their paper.

Activity: Bread Dough

Make some bread dough as a family or use some playdough.

In this week's story, Abigail shared several things with David and his army. One of the things she shared was bread. Have your child roll, kneed and pull on the dough while you discuss the story.

Why was it important for Abigail to share with David?

Why is it important for you to share with people?

Abigail shared with David and his men so that there wouldn't be a fight between David and Nabal. God used Abigail to bring peace. God says get along with each other so everyone can live in peace.

Abigail Makes Peace

Week 12



►Bible Point

God wants us to solve conflict peacefully.

Key Verse

"Do not repay anyone evil for evil. Be careful to do what is right in the eyes of everybody. If it is possible, as far as it depends on you, live at peace with everyone" (Romans 12:17-18).

We heard today how Abigail saved her family from death by making peace with David. God wants us to be like Abigail and work through our problems with other people without fighting (1 Samuel 25:1-35). Strengthen your family's faith learning and growth at home with this easy idea.

Parents ■■■■

Discuss a recent family conflict that affected you and your children. Maybe you fought about something as simple as what to have for dinner. Or perhaps you fought about something bigger, like whom your child is friends with or how your spouse spends money. What effect did that conflict have on your family? What could you have done to prevent it? Talk with your kids about ways these types of conflicts can be resolved more peacefully in the future. Pray together and ask God to help you learn whatever lessons still need to be learned from those past conflicts.

Pray ■■■■

Lord, we need you to teach us how to deal with conflict in a way that pleases you. Please show us how to bring peace to our family and to the other relationships in our daily lives. In Jesus' name, amen.

Our family thanks God for:

Our family talks to God about:

For more great questions and age-appropriate activities, check out your child's Week 12 Student Book page.



Sneak Peek

Don't miss next week when we discover that God wants us to love our enemies.

Powered by...

FAITHWEAVER
Weaving faith into today's families **NOW**

Instructions for Student Pages August 16, 2020

Preschool Student Page instructions:

Follow the instructions on the page.

Discuss: How did Abigail help Nabal and David get along? How can you help your friends get along with each other?

Abigail stopped a fight that could have been very bad. She gave gifts to help David not be angry anymore. She knew that God wants us to live at peace with each other.

Kindergarten & 1st Grade Student Page instructions:

Follow the instructions on the page.

Note: If you don't have paint, your child can just color the page.

Discuss: What did Abigail see that made her want to make peace? What ways did you see to get along with others as you painted?

Just like Abigail saw a way to make peace, God wants us to work together peacefully. God says get along with each other.


2nd & 3rd Grade Student Page instructions:

Instructions:

1. Cut paper into about 1 inch squares and have your child draw 6 items that Abigail brought David.
2. Help your child cut out the box pattern and fold it.
3. Help them secure it with tape or glue leaving one side open.
4. Help them glue the items inside the box.

Have them put their "gift of peace" boxes somewhere they will see as a reminder of what Abigail did to make peace with David. Remind your child to be a peacemaker too!

Name _____



Abigail Makes Peace

1 Samuel 25:1-35



Instructions: Help your child glue cotton balls to the sheep. Then give your child sunflower seeds, raisins, and bread crusts, and talk about Abigail's gifts for David and his soldiers. (For additional classroom instructions, see Teacher Guide.)



What I learned today...

Bible Story: This week's Bible story (1 Samuel 25:1-35) tells us how Abigail stopped a potential fight between her husband, Nabal, and David. When David's messengers asked Nabal for food, Nabal angrily told them no. That made David angry, and he gathered his men to fight Nabal. Abigail, Nabal's wife, heard that David and his soldiers were coming. She gathered up gifts for David and apologized for her husband's behavior. David accepted her apology, and the fight was stopped.

Key Verse: "Live at peace with everyone" (Romans 12:18).

Outdoor Family Fun



Explore the feeling of peace by watching a sunset together. Find a quiet spot where you can

watch the colors change in the sky. Talk about what it feels like to be at peace.

- ASK** ☺ Why does God want us to live at peace with each other?
- ☺ What can you do to show peace when someone is angry?



Give your child a large, clear cup and a spoon. Let your

child spoon baking soda into the cup and then pour a few spoonfuls of vinegar into the cup. Explain that when we're angry, bad feelings boil up inside us. Let your child drop an antacid tablet into the mixture and watch what happens. Point out that the tablet made the boiling stop just like praying to God will help us live at peace with everyone.


- ASK** ☺ What can take your angry feelings away?
- ☺ When you're angry, how should you treat your friends?

Daily Challenge

This week, your child learned that God says get along with each other. Your child committed to one of

the following challenges to get along with others. Help your child weave faith into life this week, and follow through on the challenge!

- Share your favorite toy with a friend before he or she even asks.
- Give your friend a hug and tell him or her the story of how Abigail and David made peace.



Kinder & 1st Grade
8-23-20

Name _____



Abigail Makes PEACE

1 Samuel 25:1-35



Instructions: Set out paint, paintbrushes, glue, and googly eyes. Tell your child that he or she is going to use paint and the googly eyes to create a portrait—or picture—of the star in today's Bible story: Abigail. She kept her eyes open and saw a way to make peace. If you don't have googly eyes, have your child use a marker to draw Abigail's face. (For additional classroom instructions, see the Teacher Guide.)



Make badges with your child that say, "I Get Along With Others!" Print the phrase on a sheet of paper and have your child copy the letters onto self-adhesive name tags or large stickers. Have your child decorate the badges with crayons or stickers.

ASK ☞ Why should we get along with each other?

☞ When is it hard to get along with others?

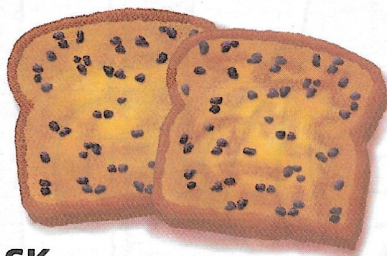
☞ What can you do to make peace?

Throughout the week, watch for opportunities to present the badges to your family. Whenever you see your child getting along nicely with others, stick one of the badges to your child's clothing. If your child sees you getting along with another person, he or she can stick a badge to your clothing! If you have several children, let them present awards to each other throughout the week.



Review the Bible story with your child as you prepare this snack made up of some of the foods Abigail used to make peace: bread, butter, raisins, cinnamon, and sugar.

Help your child spread butter on the bread. Then let your child make a design on the bread by gently pressing raisins into it. Have your child mix $\frac{1}{4}$ cup sugar with $\frac{1}{4}$ cup cinnamon. Sprinkle the finished picture with the cinnamon and sugar mixture, and toast your child's masterpiece in your oven or toaster oven.



ASK

☞ Why didn't Nabal and David get along with each other?

☞ How do you think David felt when Nabal wouldn't share?

☞ How can you make peace with others like Abigail did?

What I Learned Today...

Bible Time: This week's Bible story (1 Samuel 25:1-35) tells us that we should get along with each other. Your child learned that David and his men were hungry, and they asked a rich man named Nabal for food. Nabal said, "I won't share, because you may be troublemakers." This made David and his men angry. They grabbed their swords and planned to hurt Nabal. But Nabal's wife, Abigail, saved the day. She saw that the men were angry, so she took bread, drinks, meat, raisins, and figs, and presented the food to David and his men as a gift. "My husband was wrong," she said. "Let's get along with each other." So David and his men put their swords away. Abigail made peace with everyone.

Key Verse: "Live at peace with everyone" (Romans 12:18).

Daily Challenge

This week, your child learned that God says to get along with each other. Your child committed to one of the follow-

ing challenges to get along with others. Help your child weave faith into life this week, and follow through on the challenge!

1. Share a snack with a friend. As you eat, tell your friend how Abigail helped David and Nabal get along.
2. Think of a friend you have trouble playing nicely with. Pray and ask God to help you make peace and get along with your friend.
3. Ask your mom or dad to invite one of your friends over to play. Make an effort to get along with your friend the whole time, even when it's hard.

My Bible Fun
Lesson
12

Abigail Makes PEACE

1 Samuel 25:1-35

HOMEconnect®

What I learned today:

Bible Story: 1 Samuel 25:1-35


Nabal was a mean man. Even though David's men had protected Nabal's shepherds and flocks, Nabal was still mean to David. David got mad and wanted to fight Nabal and his men.

When Nabal's wife, Abigail, heard what was going on, she decided it would be best to try to make peace with David. She gave him and his men a bunch of food and apologized for her husband's grumpiness. David forgave Nabal and didn't want to fight him anymore. Abigail made peace between David and her husband!

Key Verse: "Do not repay anyone evil for evil. Be careful to do what is right in the eyes of everybody. If it is possible, as far as it depends on you, live at peace with everyone" (Romans 12:17-18).

Bible Point: God wants us to solve conflict peacefully.

Gift of Peace





Peace Plan As a family, think of times you have conflicts. It could be about what to have for dinner, where to go on a family vacation, which movie to rent, or how long each person gets to play a new video game. Then talk about how you could handle the conflict peacefully in the future. Once you've come up with a plan, have a family party to celebrate your resolve to live in peace.




- How should we handle conflict?
- How have you handled conflict in the past?
- When have you been a peacemaker?

Peace Basket Think of someone you are having a difficult time getting along with—a grumpy neighbor, a difficult co-worker, or a school bully. Prepare a basket of goodies with your family, and deliver it to that person. Then discuss how Abigail took food to David and made peace with him.



Today kids committed to one of the following Daily Challenges. Help your child weave faith into life this week and follow through on his or her challenge! (Have kids circle their choice below.)

- Share your lunch with a friend at school, and tell him or her that God wants us to solve conflict peacefully.
- Hug each of your family members, and tell them that God wants us to love one another!
- Help your mom or dad clean the kitchen one evening—and do it with a smile!



4th and 5th Grade Lesson for August 23, 2020

Revelation 20:11-15 – The Great White Throne

Start out by praying for God to reveal something to you.
Read the scripture and then watch the video of the teaching on CCWG.org.

Questions:

What does God show John and why?

What is the rapture?

What is the tribulation?

What is the second coming?

What is the Great White Throne?

Can we get to heaven by our works?

According to Romans 14:10-12, what will happen when we stand before God?

According to 2 Corinthians 5:10, why must we stand before Christ?

These verses talk about “judgement” for Christians. What kind of judgement is it?

In verse 12, what is the book of life?

According to Hebrews 10:17, what happens with our sins?

What is the second death according to verse 14?

Why should we be concerned for those that don't know Jesus?



Take Away:

God showed John a vision of the end times, so that we know what to expect. Right now, Jesus has given everyone this time to repent and come to believe in Him. Then there will be the rapture followed by 7 years of God's wrath on the earth. Next, Jesus will come to earth again and set up His kingdom! At the end of 1000 years of Jesus' kingdom, then there will be the sentencing of those that rejected God's plan of salvation. As Christians, we have salvation, but we will stand before God and give an account for how we lived our lives for Him. This is a time of rewards, not determining if we get to heaven. Non-believers (those that rejected God) will have to give an account of their life to determine salvation (but all have fallen short of the glory of God). They will all have to stand before God and the book of life will be opened, but the non-believers' names will not be in there. Then those that rejected God will be thrown into the lake of fire. At this point, God will finally and ultimately deal with evil.

Pray:

Dear God, Thank You for providing a way for us to not be judged. Help me to tell others about You so that they will not reject You. Amen.

Prayer Focus: North Korea

Pray for Eunji, who is in North Korea jail, because she is a Christian. Many Christians face this same fate, because they believe in Jesus. Pray for their safety and that they can continue to learn more about Jesus and be bold in their faith.